

KXZ2 HEATING FOR HEATING RESIDENTIAL AND COMMERCIAL BUILDINGS

COP
4.20

Energy
efficiency with
COP up to 4.20

A++


Energy
efficiency class

-20°C

Outdoor air
minimum
operating limit

55°C

Delivery water
temperature
water only



HEATING

KXZ HEATING - HYDRONIC MODULE



THE HYDRONIC MODULE FOR THE PRODUCTION OF HOT WATER CONNECTED TO THE KXZ SYSTEMS

The HMU KXZ hydronic module is a unit designed and distributed by Mitsubishi Heavy Industries to provide winter heating for residential and commercial buildings.

HMU KXZ is an indoor unit that can be connected to the outdoor units of the KXZ system, thanks to which it is possible to produce hot water up to a temperature of 55°C for heating.

Through the use of this hydronic module, the KXZ system can entirely replace traditional heating systems, avoiding the construction of the heating plant and the flue and the costs relating to the supply of methane gas. Therefore the KXZ system becomes a complete and even more flexible system, adapting to different installation needs.

A SOLUTION THAT REDUCES CO2 EMISSIONS ON SITE AND GUARANTEES HOT WATER PRODUCTION WITH HIGH ENERGY EFFICIENCY

The system can be used in two different ways:

- a) **exclusively with HMU indoor units connected to the system (water only application);**
- b) **with indoor air-to-air units and HMU units coexisting in the same system (mixed application).**




Distribution within the rooms can be assigned to radiant panels, fan coils and air heating units.

KXZ Heating

HMU UNITS

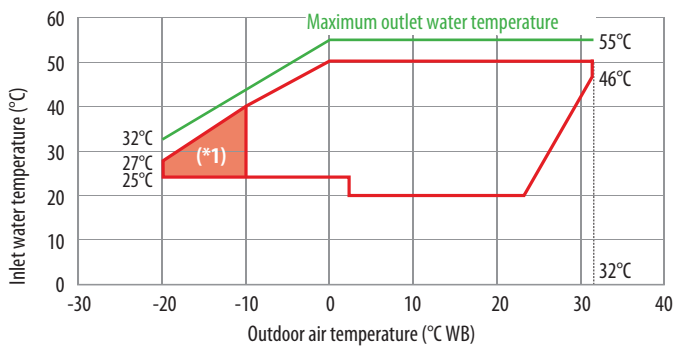
PARTS THAT MAKE UP THE HYDROMODULE

The Hydromodule is composed of the following parts:

		
Electric control box	Plate heat exchanger	Circulation pump
HMU-kit	14 kW : V26Hx26 28 kW : V26Hx50	14 kW : 80kPa 28 kW : 90kPa

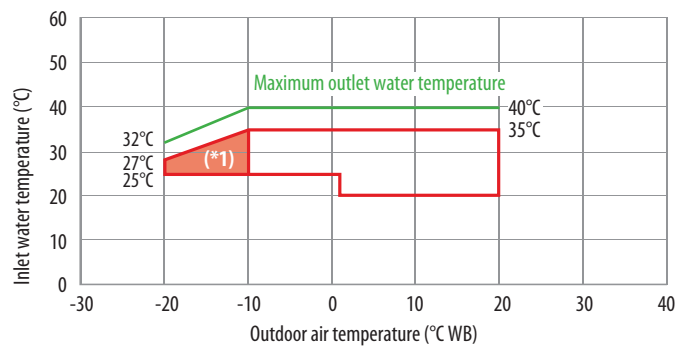


RANGE OF USE OF HMU IN WATER ONLY MODE



(*1) In the highlighted area, operation is possible with some limitations.

RANGE OF USE OF HMU IN MIXED MODE



(*1) In the highlighted area, operation is possible with some limitations.

IMPORTANT!

In case of cold start-up of the system for the first time in winter, it is advisable to prepare the hydraulic connections for an additional electric heater to be used to bring the water to the minimum expected temperature, based on the outdoor temperature. This way, if necessary, the heater can be installed and dismantled after start-up.

HMU UNITS

PERFORMANCE

Indoor unit model				HMU 280 KXZE1		
Outdoor unit model				FDC 280 KXZE2		
Heating	Rated power	A7//W35	kW	25.20		
	Power input			6.00		
	Performance coefficient			4.20		
	Rated power	A7/W45	kW	23.15		
	Power input			6.90		
	Performance coefficient			3.36		
	Rated power	A7/W55	kW	23.00		
	Power input			8.40		
	Performance coefficient			2.74		
	Nominal water flow rate			L/min	80	
	Seasonal energy efficiency (η _s)			%	151	
	Energy efficiency class			-	A++	

TECHNICAL FEATURES

Model				HMU140 KXZE1		HMU 280 KXZE1	
Heating	Max capacity		kW	14.00		28.00	
Operating range	Outdoor air temperature	Water only	°C	-20~32			
		Mixed use		-20~20			
	Delivery water temperature ¹	Water only	°C	25~55			
		Mixed use		25~40			
Hydraulic data	Water flow	Min - Max	L/min	20 ~ 40		24 ~ 80	
	Heat exchanger		Type	Brazen plates			
	Circulation pump			Included			
	Pump static pressure		kPa	98		80	
	Expansion vessel			Not included			
	Water connections size		inches	R1-1/2"			
Safety valve		bar	6				
Electrical data	Power supply		Ph-V-Hz	1ph-220-240V-50Hz			
	Maximum current		A	1.54		1.54	
	Power input	Max	kW	0.36		0.36	
Product specifications	Dimensions	HxLxD	mm	955(+110)x550x354			
	Weight	Net	kg	46		48	
	Sound pressure level	Max	dB(A)	27		31	
	Sound power level	Max	dB(A)	46		49	
Refrigerant pipings		Liquid - Gas	inch (mm)	ø3/8" (9.52) - ø5/8" (15.88)		ø3/8" (9.52) - ø7/8" (22.22)	
Control (not included)	Wired control			RC-EX3H			

1. For project specifications, see the field of application in detail.