


OPTIONAL CONTROLS

CENTRALIZED CONTROLS

CENTRALIZED CONTROL PANEL SC-SL2NA-E

The SC-SL2NA-E panel is connected to the Superlink II system via a non-polarised 2-wire cable. It enables the user to start up/stop and monitor up to 16 groups simultaneously, for a total of 64 units. It also monitors and controls the following functions for each unit, group of units or for the whole network: temperature setting, position of the louvers, operating errors. The number of units in operation can be seen on the LCD, as can those that require assistance. The timer facilitates the power on and power off cycles. The panel can be connected at any point in the Superlink II network, to both indoor and outdoor units, reducing the length of the wiring used for the connections.



CENTRALIZED CONTROL PANEL SC-SL1N-E


The SC-SL1N-E panel is connected to the Superlink II system via a non-polarised 2-wire cable. It enables the user to start up/stop and monitor up to 16 indoor units simultaneously. The number of units in operation can be seen on the special LEDs, as can those that require assistance. In the context of a Superlink II system, up to 12 SC-SL1N-E panels can coexist, for a total of 128 indoor units controlled.



DEVICES FOR CONTROLLING THE SUPERLINK II NETWORK

LONWORKS GATEWAY SC-LGWNB

This platform enables users to connect and centrally control the indoor units, converting the LonWorks communication data into Superlink II communication data. Up to 96 units can be controlled, the highest number possible for the LON systems on the market.



WEB GATEWAY + BACNET GATEWAY SC-WBGW256

This platform makes a simple monitoring system possible for small and medium-sized installations: it includes metering functions and enables users to control up to 256 indoor units (96 groups - 128 indoor units on 2 Superlink II networks).

Safe and easy: all you need is Internet Explorer, without using any additional software. Using a filter on the IP address, the system lets users select and limit access to the platform through 3 different levels of account authentication.

Integrated metering function.



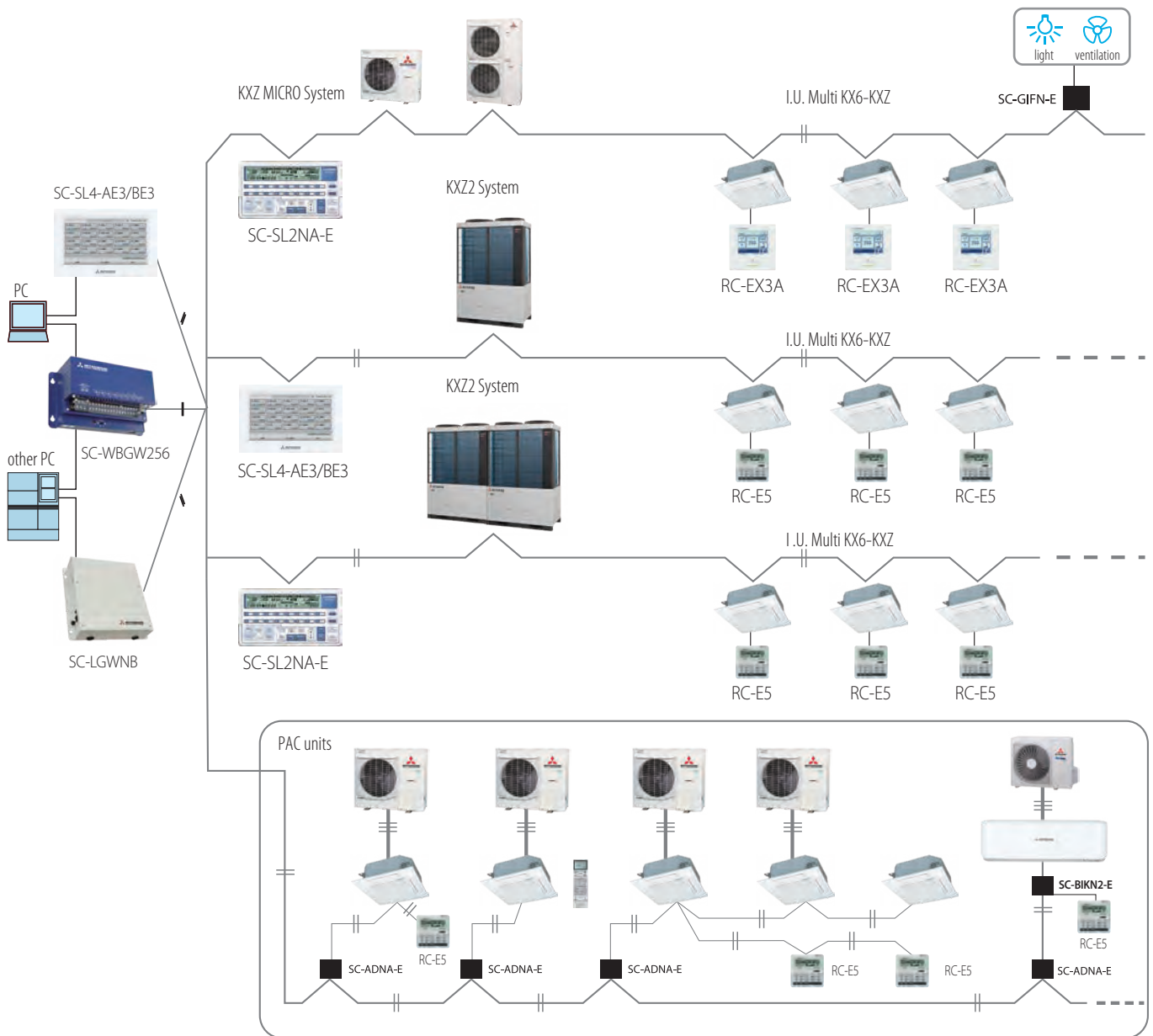
CONTROLS

SUPERLINK II

THE ADVANCED FAST DATA TRANSMISSION SYSTEM

Superlink II is able to connect up to 128 indoor units and 32 outdoor units on a network.

It is a centralized control system that meets the different needs of large, medium and small buildings. The implementation of the Superlink II system greatly reduces installation costs by reducing the size of the wiring area using a non-polarised 2-wire cable. In order to harmonise air conditioning and its management, Mitsubishi Heavy Industries also offers a wide range of controls and instruments for a reliable control system. Easy access can thus be made for computerised management of the building to be air-conditioned, guaranteeing the highest standard on the market in a fully affordable system.



CONTROLS

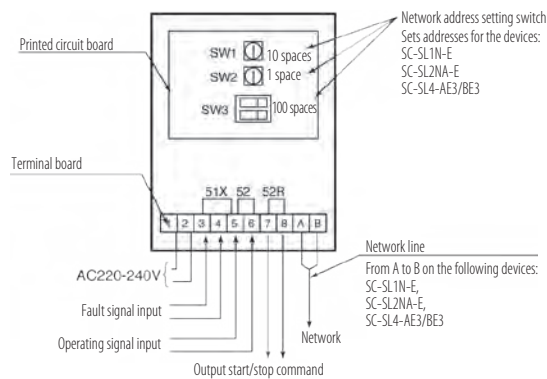
SUPERLINK II

OPTIONAL KIT SC-BIKN2-E

This interface card makes it possible to create a 2-wire X, Y network on units (SRK, SRR, SRF), enabling management using the RC-E5 wired remote control. Furthermore, using the SC-ADNA-E card connected directly to the SC-BIKN2-E card, it is possible to connect the unit to the Superlink II network and centralise management the units (SRK, SRR, SRF) using remote controls for all functions. The interface card is contained in a box fastened to the wall measuring 120x135x29 mm. The card is also equipped with a CnT connector, which enables the units (SRK, SRR, SRF) to exchange the digital inputs/outputs with an external control.

OPTIONAL KIT SC-GIFN-E

The SC-GIFN-E interface card connected to the centralised Mitsubishi SC-SL1N-E, SC-SL2NA-E and SC-SL4-AE3/BE3 control systems, lets you control the switching on and off of other equipment, including non-Mitsubishi devices (telephone dialler, home automation systems, etc.).



SCHEME OF USE OF DIGITAL INTERFACES

Superlink II connection

Model	Interface	Controls
SRK ZSX-S(T) SRK ZS-S(T) SRK ZR-S SRF ZMX-S SRR ZM-S SRR 25~60 ZM-S	SC-BIKN2-E SC-ADNA-E	RC-E5 RC-EX3A Centralized
FD unit (no KX)	SC-ADNA-E	Centralized

Wired control connection

Model	Interface	Controls
SRK ZSX-S(T) SRK ZS-S(T) SRK ZR-S SRF ZMX-S SRR ZM-S	SC-BIKN2-E	RC-EX3A RC-E5